

Stock market confidence indices
January 2024
Bulletin No. 39



In January, the **One-Year Confidence Index** stood at 92.3%, up 5.4 pps from the previous month and 26.8 pps from the same month in 2023. This indicates that the proportion of analysts who expect COLCAP to appreciate in a year's time increased compared to the previous month and compared to a year ago.

The **Buy-on-Dips Confidence Index** stood at 52.6%, representing a decrease of 9.9 pps versus the previous month and an increase of 2.6 pps versus the same month of 2023. This implies that analysts consider a rise in the MSCI COLCAP less likely the day after a potential drop in the index compared to December 2023 and more likely before January 2023.

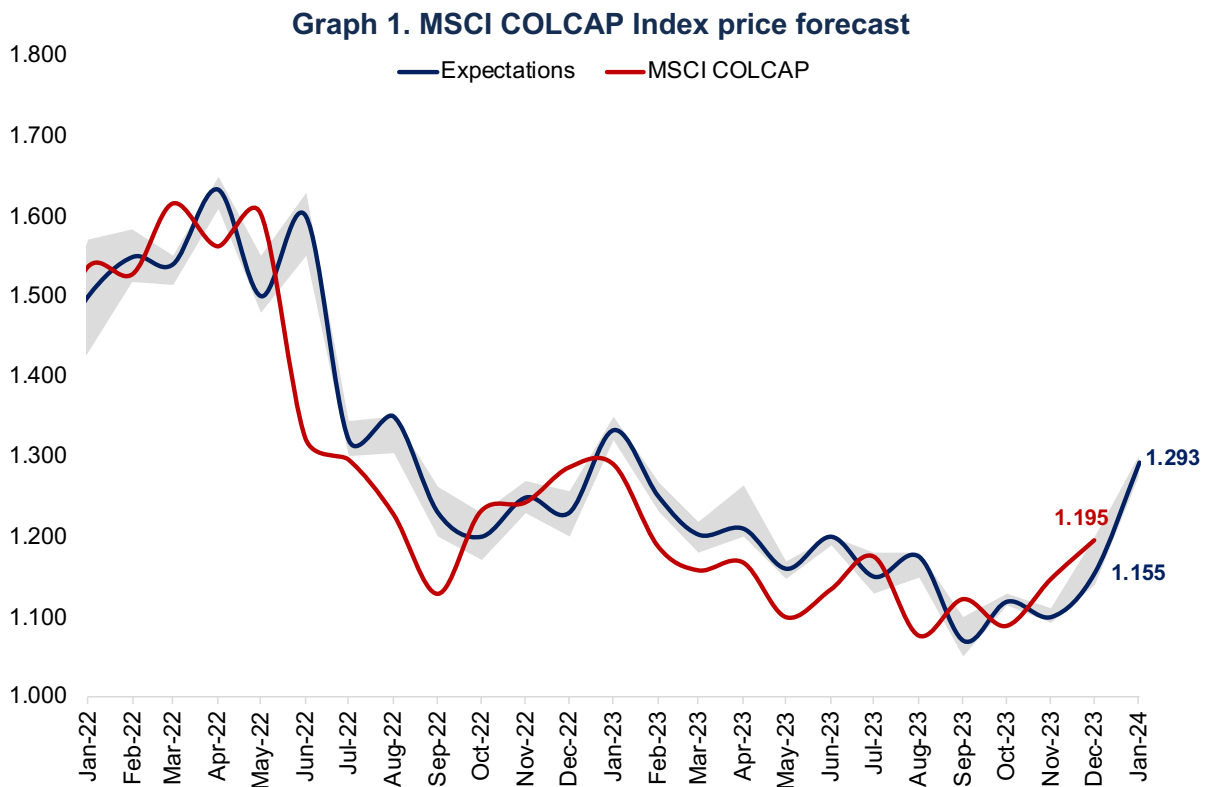
The **Crash Confidence Index** stood at 70.0%, up 26.3 pps versus the previous month and 17.6 pps versus the same month in 2023. This indicates that analysts consider the market less vulnerable to downturns in international markets compared to the previous month and compared to a year ago.

Finally, the **Valuation Confidence Index** stood at 100.0%, up 3.1 pps from the previous month's level and up 2.4 pps versus the same month in 2023. The above implies that a higher proportion of analysts believe that stock values underestimate the value of their fundamentals versus December 2023 and versus January 2023.

MSCI COLCAP Index

The Colombian MSCI COLCAP Index is a market-capitalization weighted index that includes the most liquid stocks listed in the BVC (Bolsa de Valores de Colombia). This index represents one of the most important leading indexes in the stock market. The average so far in January 2024 (up to January 18) is at 1,277, which represents an appreciation of 9.8% with respect to the average for December 2023 (1,163) and a devaluation of 2.9% with respect to the average for January 2023 (1,315).

At the end of December, the MSCI COLCAP stood at 1,195, which corresponds to 40.2 units above the analysts' forecast (1,155). By the end of January, the index is expected to be in a range between 1,275 and 1,300, with a median response of 1,293 (Graph 1).

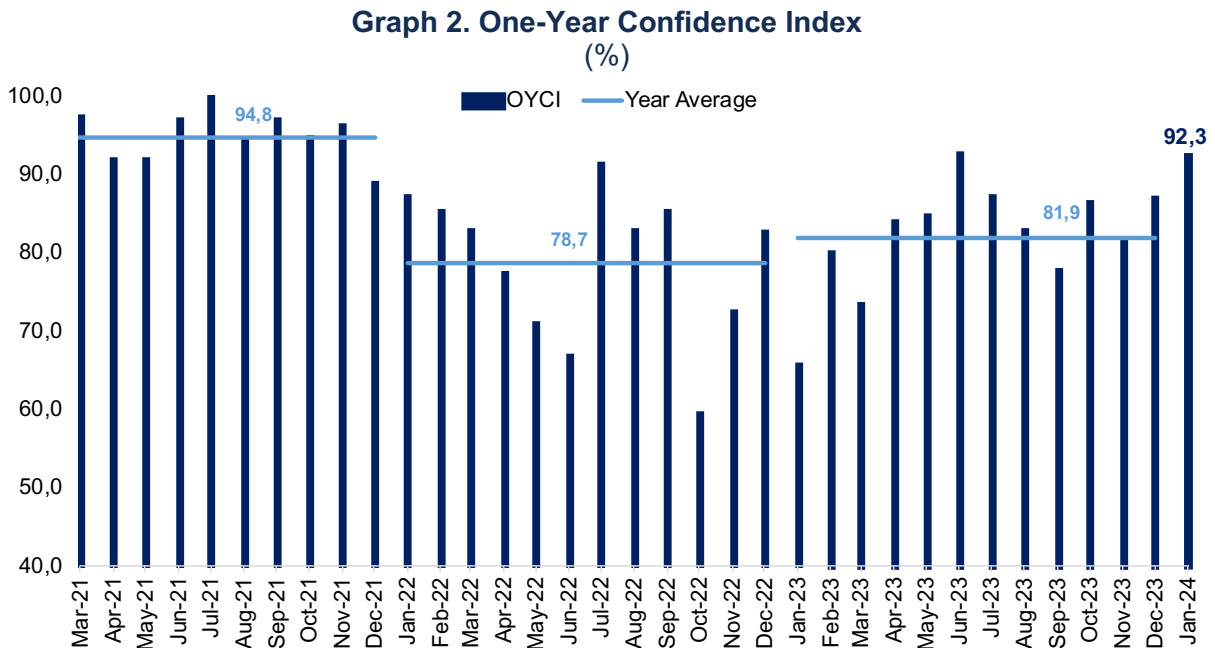


Source: Financial Opinion Survey, Fedesarrollo – bvc.

The four confidence indices for the Colombian stock market are presented down below. These indices are calculated based on the Shiller (2000) methodology and using the analysts' expectations collected in the Financial Opinion Survey.

One-Year Confidence Index¹

The One-Year Confidence Index measures the proportion of analysts expecting an increase in the MSCI COLCAP in the coming year. In this edition, the index stood at 92.3%, indicating that this percentage of respondents expect an increase in the index in January 2024 from the level before the survey was sent (1,289) (Graph 2). The index experienced an increase of 5.3 pps versus the previous month (87.0%) and 26.8 pps versus the same month of the previous year (65.5%), reflecting a monthly and annual increase in stock market confidence.



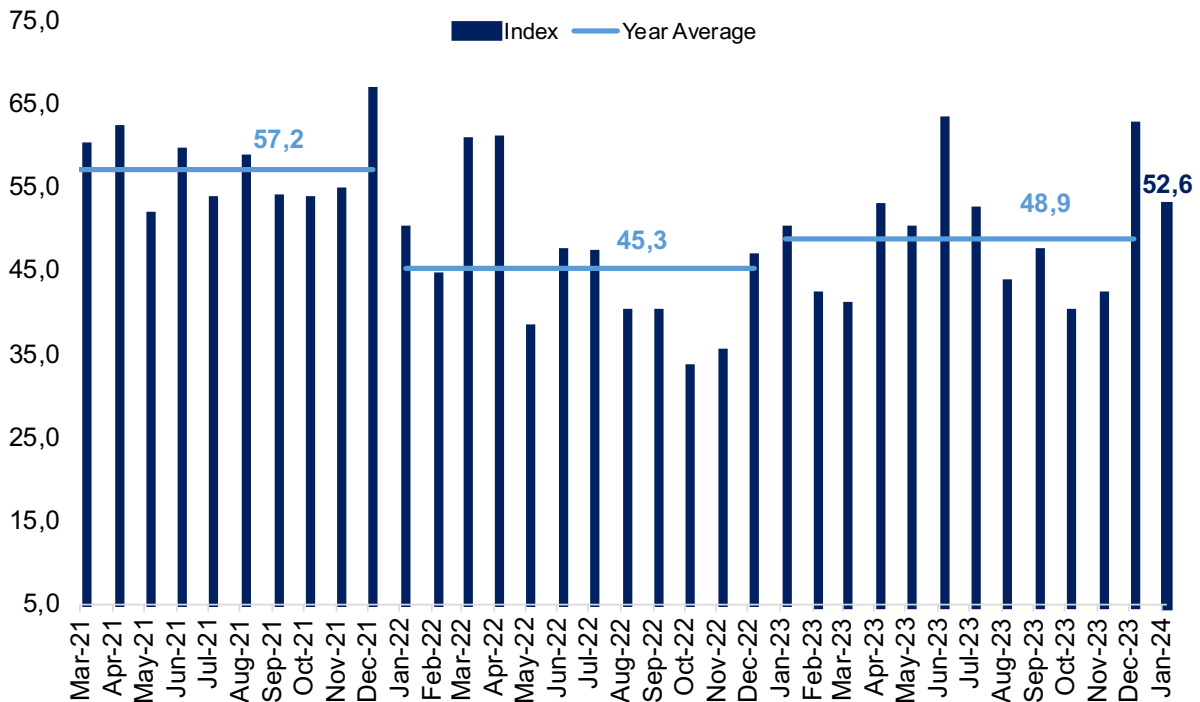
Source: Financial Opinion Survey, Fedesarrollo – bvc.

¹ The One-Year Confidence Index is calculated as the number of respondents that establish a price for the MSCI COLCAP index in 12-months higher than the current level of the index, divided by the total responses excluding invalid answers.

Buy-on-Dips Confidence Index²

The Buy-on-Dips Confidence Index establishes the proportion of the analysts expecting a rebound the next day that the market hypothetically dropped 3%. The index decreased in January 2024 compared to December 2023 (62.5%), standing at 52.6% (Graph 3). Likewise, analysts consider an immediate recovery of the COLCAP more likely compared to the same month of 2023 (50.0%).

Graph 3. Buy-on-Dips Confidence Index (%)

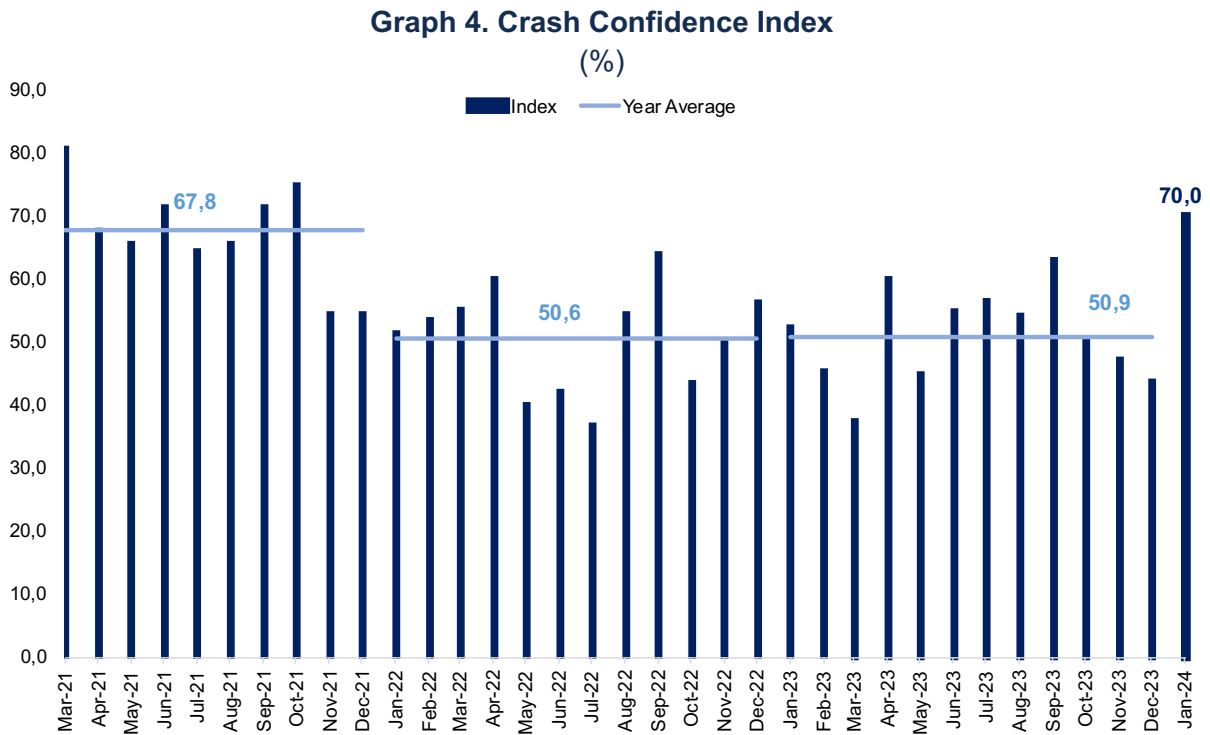


Source: Financial Opinion Survey, Fedesarrollo – bvc.

² The Buy-on-Dips Confidence Index is calculated as the number of respondents who expect an increase in the MSCI COLCAP index the next day after a 3% drop, divided by the total answers excluding the “no opinion” option.

Crash Confidence Index³

The Crash Confidence Index shows the proportion of analysts who attach little probability to a stock market crash in the next six months after a substantial drop in the international markets. In January, the index increased 26.3 pps with respect to the previous month's result (43.8%), reaching 70.0%, indicating that the perception of the probability of an eventual fall of the local stock market in the face of the deterioration of international markets decreased with respect to December (Graph 4). In turn, the index was 17.6 pps above the figure recorded in the same month of the previous year (52.4%).



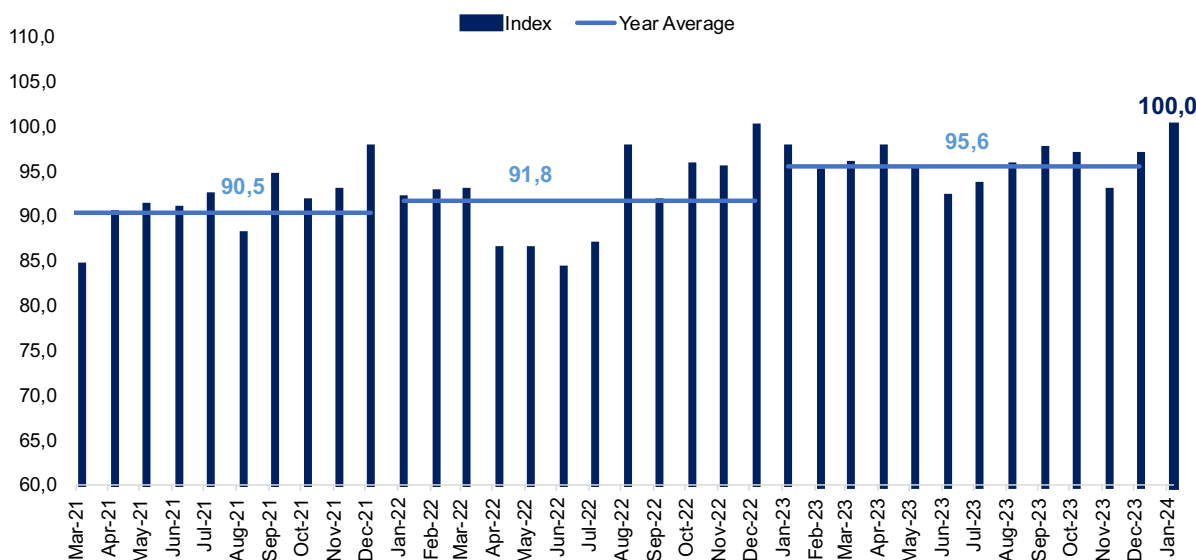
Source: Financial Opinion Survey, Fedesarrollo – bvc.

³ The Crash Confidence Index is calculated as the number of responses who attach a probability between 0% and 25% to a stock market crash in the next six months including the case that a crash occurred in the international markets and spreads to Colombia, divided by the total responses excluding the “does not apply” option.

Valuation Confidence Index⁴

The Valuation Confidence Index is the proportion of analysts who think that the market is not too highly valued compared with measures of true fundamental value. In January, the index stood at 100.0%, which is 3.1 pps above the December 2023 level (96.9%) and 2.4 pps above the January 2023 level (97.6%). This indicates that a higher proportion of analysts versus the previous month and versus the same month last year believe that the value of stocks underestimates the value of their fundamentals (Graph 5).

Graph 5. Valuation Confidence Index (%)



Source: Financial Opinion Survey, Fedesarrollo – bvc.



Contact us if you wish to access historical results and further information

+601 3259777 ext. 340
comercial@fedesarrollo.org.co

Published January 23, 2024

Comments to Daniel García: dgarcia@fedesarrollo.org.co

⁴ The Valuation Confidence Index is calculated as:
 $Valuation\ Confidence\ Index = (1 * (\% \text{ too low})) + (0.5 * (\% \text{ about right}))$, where % too low and % about right, correspond respectively to the number of analysts who chose that the values of the local stocks are too low and about right in regard of the fundamental value excluding the option “do not know”.