

Stock market confidence indices

April 2024

Bulletin No. 42



At the end of March, the **MSCI COLCAP** stood at 1,333, 43.0 units above analysts' forecast (1,290). The index is expected to reach 1,400 by the end of April.

In April, the **One-Year Confidence Index** stood at 80.0%, down 4.0 pps from the previous month (84.0%) and down 4.0 pps from the same month in 2023 (84.0%). This indicates that the proportion of analysts who expect COLCAP to appreciate in a year's time decreased compared to the previous month and compared to a year ago.

The **Buy-on-Dips Confidence Index** stood at 57.9%, up 13.5 pps versus the previous month (44.4%) and 5.2 pps versus the same month in 2023 (52.6%). The above implies that analysts consider a rise in the MSCI COLCAP more likely the day after a potential drop in the index compared to March 2024 and versus April 2023.

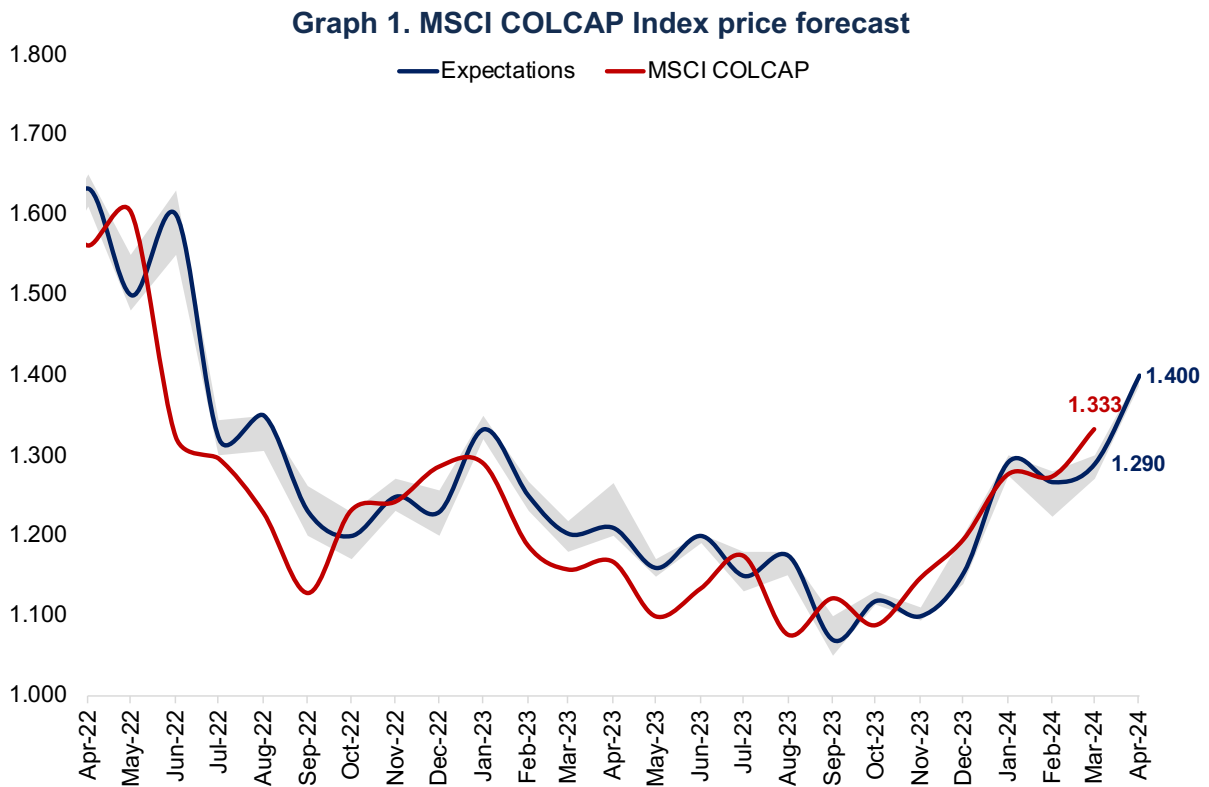
The **Crash Confidence Index** stood at 70.0%, up 22.9 pps versus the previous month (47.1%) and 10.0 pps versus the same month in 2023 (60.0%). This indicates that analysts consider the market less vulnerable to downturns in international markets compared to the previous month and compared to a year ago.

Finally, the **Valuation Confidence Index** stood at 95.5%, up 6.0 pps versus the previous month's level (89.5%) and down 2.1 pps versus the same month in 2023 (97.6%). This implies that a higher proportion of analysts believe that stock values underestimate the value of their fundamentals versus March 2024 and a lower proportion versus April 2023.

MSCI COLCAP Index

The Colombian MSCI COLCAP Index is a market-capitalization weighted index that includes the most liquid stocks listed in the BVC (Bolsa de Valores de Colombia). This index is one of the most important leading indexes in the stock market. The average so far in April 2024 (up to April 15) is at 1,390, which represents a 6.7% increase with respect to the average for March 2024 (1,303) and a 14.3% increase with respect to the average for April 2023 (1,217).

At the end of March, the MSCI COLCAP stood at 1,333, which corresponds to 43.0 units above analysts' forecast (1,290). By the end of April, the index is expected to be in a range between 1,385 and 1,400, with a median response of 1,400 (Graph 1).

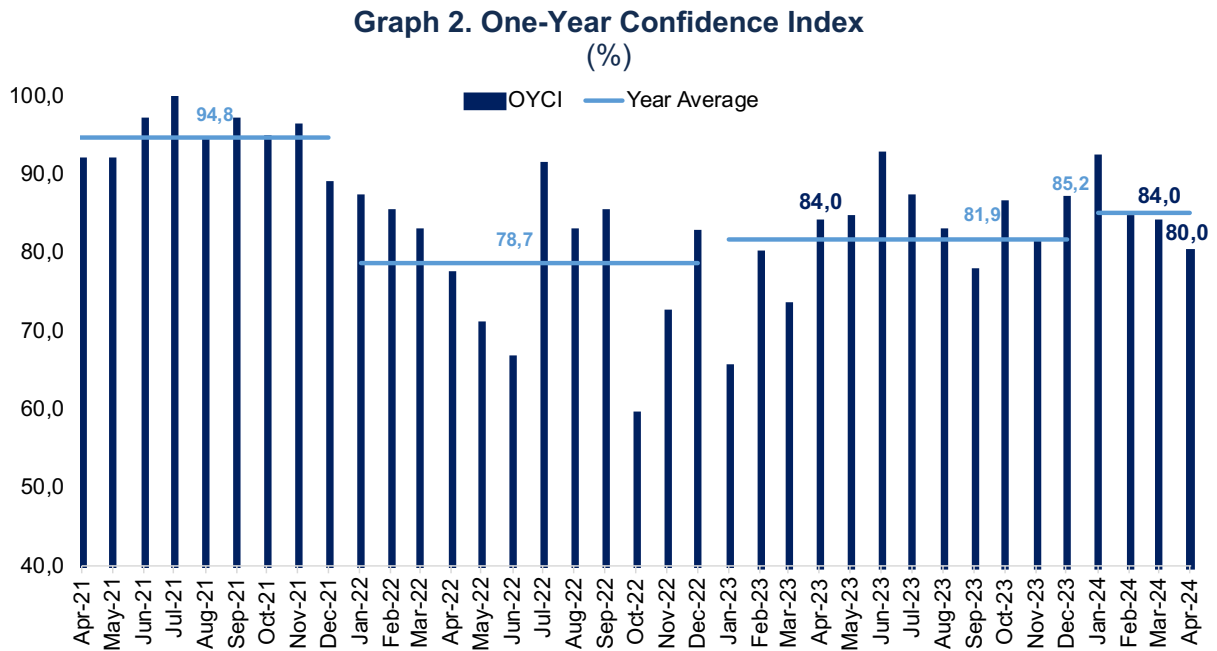


Source: Financial Opinion Survey, Fedesarrollo – bvc.

The four confidence indices for the Colombian stock market are presented down below. These indices are calculated based on the Shiller (2000) methodology and using the analysts' expectations collected in the Financial Opinion Survey.

One-Year Confidence Index¹

The One-Year Confidence Index measures the proportion of analysts expecting an increase in the MSCI COLCAP in the coming year. In this edition, the index stood at 80.0%, indicating that this percentage of respondents expects an increase in the index in April 2024 compared to the level prior to the survey (1,299)² (Graph 2). The index experienced a 4.0 pps decrease versus the previous month (84.0%) and versus the same month of the previous year (84.0%), reflecting a monthly and annual drop in stock market confidence.



Source: Financial Opinion Survey, Fedesarrollo – bvc.

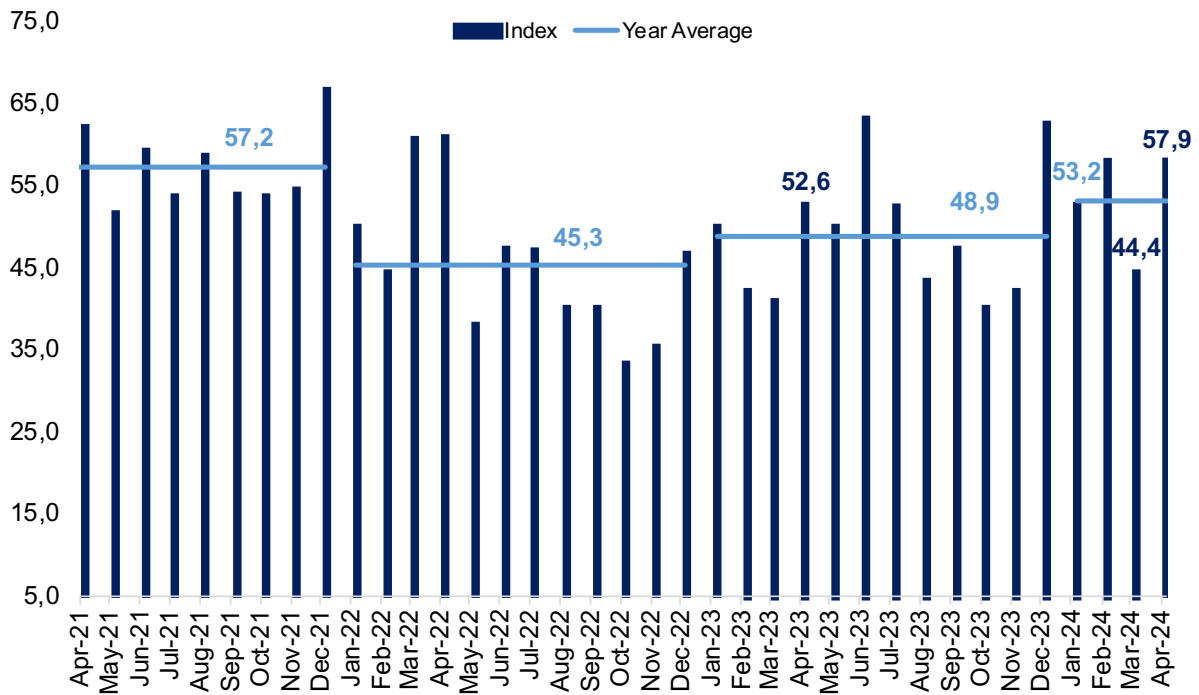
¹ The One-Year Confidence Index is calculated as the number of respondents that establish a price for the MSCI COLCAP index in 12-months higher than the current level of the index, divided by the total responses excluding invalid answers.

² Level of April 5th.

Buy-on-Dips Confidence Index³

The Buy-on-Dips Confidence Index establishes the proportion of the analysts expecting a rebound the next day that the market hypothetically dropped 3%. The index increased 13.5 pps in April 2024 compared to March (44.4%), standing at 57.9% (Graph 3). Likewise, analysts consider an immediate recovery of COLCAP more likely compared to the same month of 2023 (52.6%), which represents an increase of 5.3 pps.

Graph 3. Buy-on-Dips Confidence Index (%)

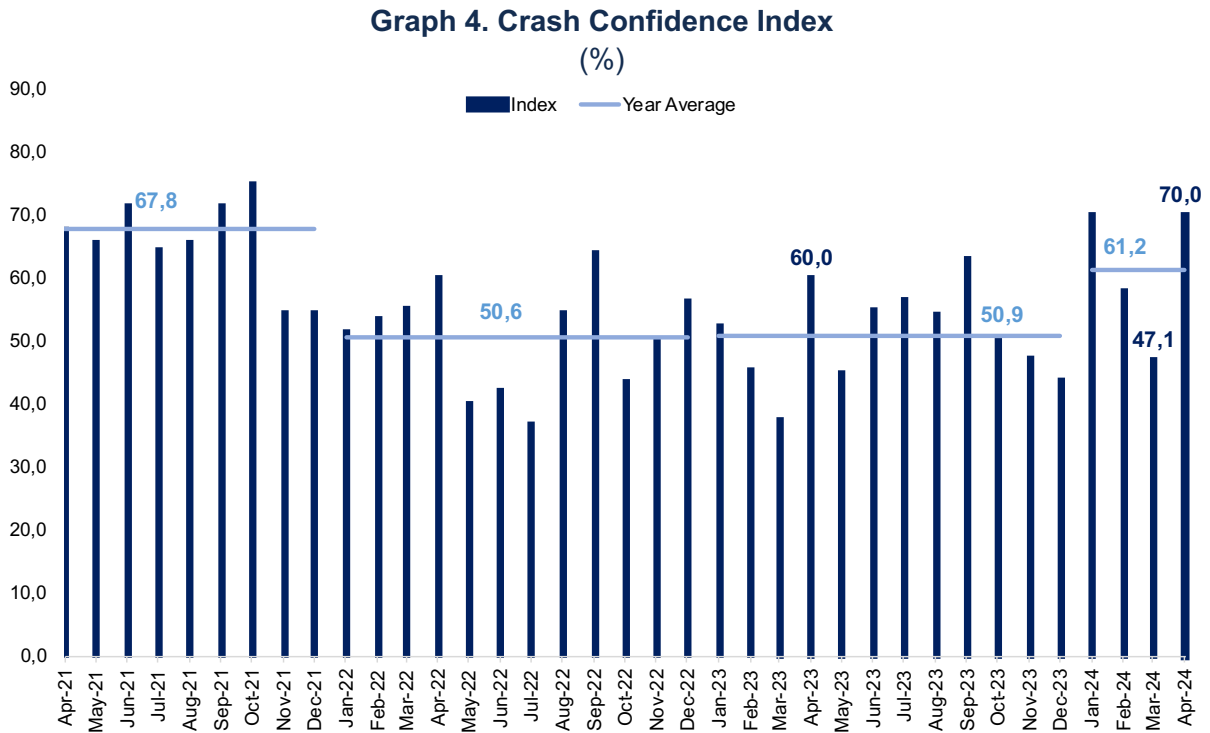


Source: Financial Opinion Survey, Fedesarrollo – bvc.

³ The Buy-on-Dips Confidence Index is calculated as the number of respondents who expect an increase in the MSCI COLCAP index the next day after a 3% drop, divided by the total answers excluding the “no opinion” option.

Crash Confidence Index⁴

The Crash Confidence Index shows the proportion of analysts who attach little probability to a stock market crash in the next six months after a substantial drop in the international markets. In April, the index increased 22.9 pps with respect to the previous month's result (47.1%), reaching 70.0%, indicating that the perception of the probability of an eventual fall of the local stock market in the face of the deterioration of international markets decreased compared to March (Graph 4). In turn, the index was 10.0 pps above the figure recorded in the same month of the previous year (60.0%), reflecting greater confidence in the immunity of the stock market to external shocks.



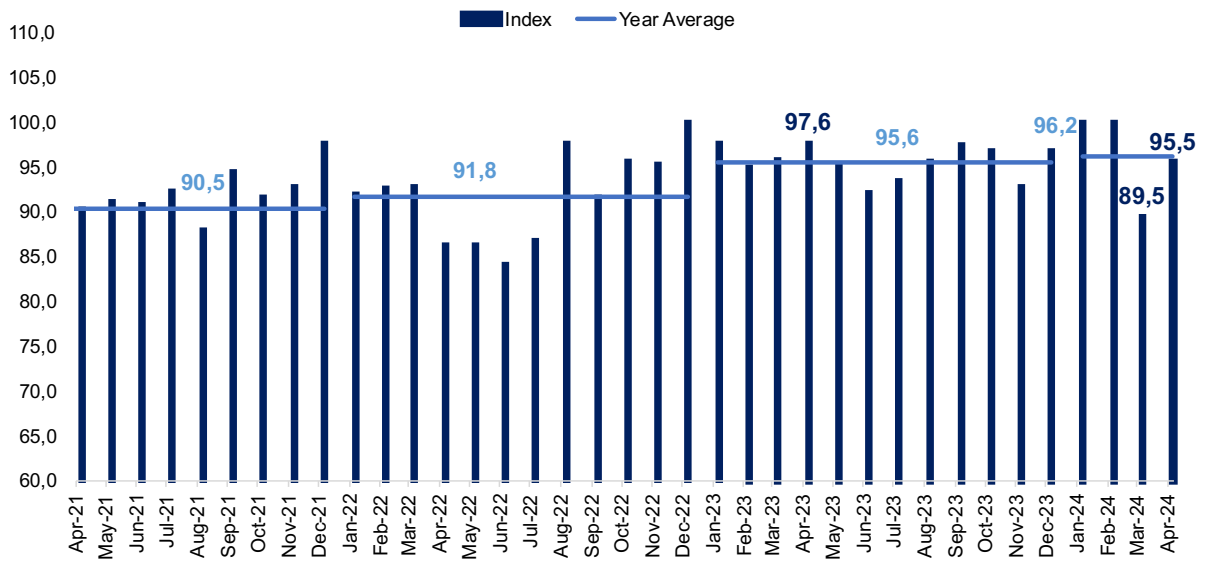
Source: Financial Opinion Survey, Fedesarrollo – bvc.

⁴ The Crash Confidence Index is calculated as the number of responses who attach a probability between 0% and 25% to a stock market crash in the next six months including the case that a crash occurred in the international markets and spreads to Colombia, divided by the total responses excluding the “does not apply” option.


Valuation Confidence Index⁵

The Valuation Confidence Index is the proportion of analysts who think that the market is not too highly valued compared with measures of true fundamental value. In April, the index stood at 95.5%, 6.0 pps below the March level (89.5%) and 2.1 pps below the April 2023 level (97.6%). This indicates that a higher proportion of analysts versus the previous month and a lower proportion versus the same month last year believe that the value of stocks underestimates the value of their fundamentals (Graph 5).

Graph 5. Valuation Confidence Index (%)



Source: Financial Opinion Survey, Fedesarrollo – bvc.



FEDESARROLLO
Centro de Investigación Económica y Social

Contact us if you wish to access historical results and further information

+601 3259777 ext. 340
comercial@fedesarrollo.org.co

Published April 17th, 2024

Comments to Daniel García: dgarcia@fedesarrollo.org.co

⁵ The Valuation Confidence Index is calculated as:
 $Valuation\ Confidence\ Index = (1 * (\% \text{ too low})) + (0.5 * (\% \text{ about right}))$, where % too low and % about right, correspond respectively to the number of analysts who chose that the values of the local stocks are too low and about right in regard of the fundamental value excluding the option "do not know".